

UCSB Nanofabrication Facility Performance - Survey 1

Tuesday, June 28, 2016

99

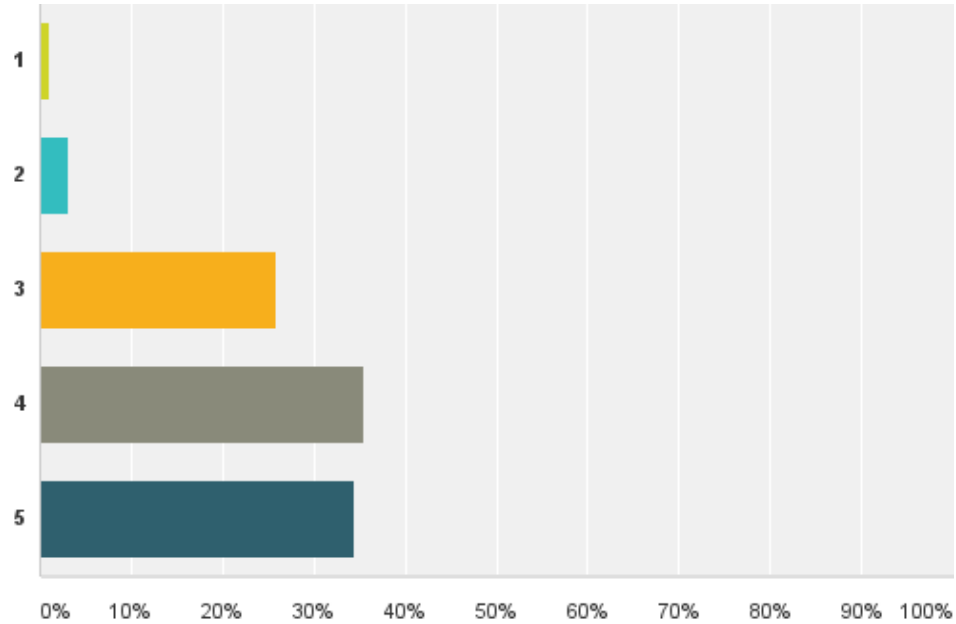
Total Responses

Date Created: Wednesday, May 25, 2016

Complete Responses: 99

Q1: Addition of new equipment/process to facility

Answered: 93 Skipped: 6



Q1: Addition of new equipment/process to facility

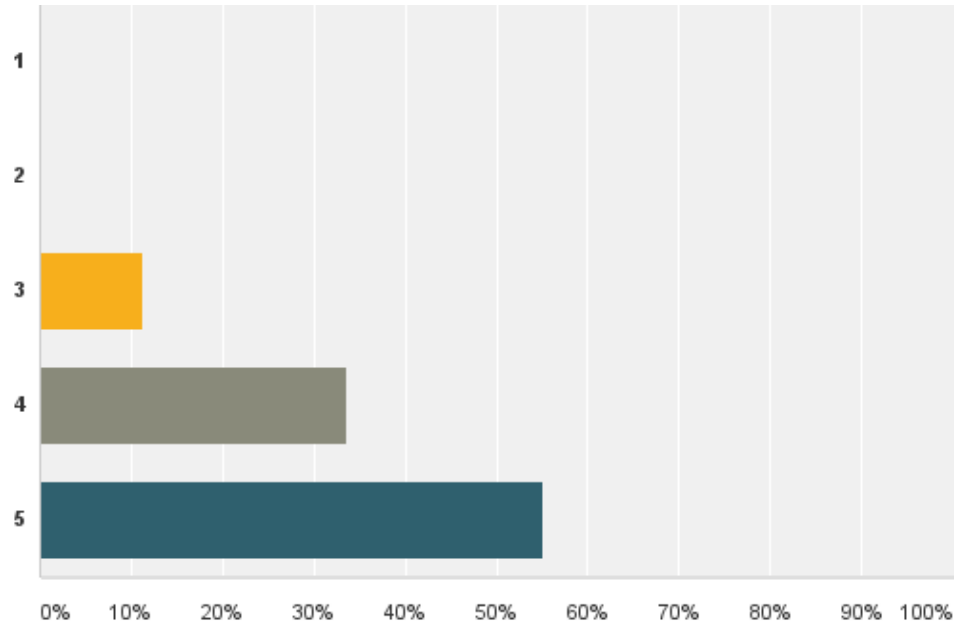
Answered: 93 Skipped: 6

Answer Choices	Responses	
1	1.08%	1
2	3.23%	3
3	25.81%	24
4	35.48%	33
5	34.41%	32
Total		93

Average: 3.99

Q2: Staff availability

Answered: 98 Skipped: 1



Q2: Staff availability

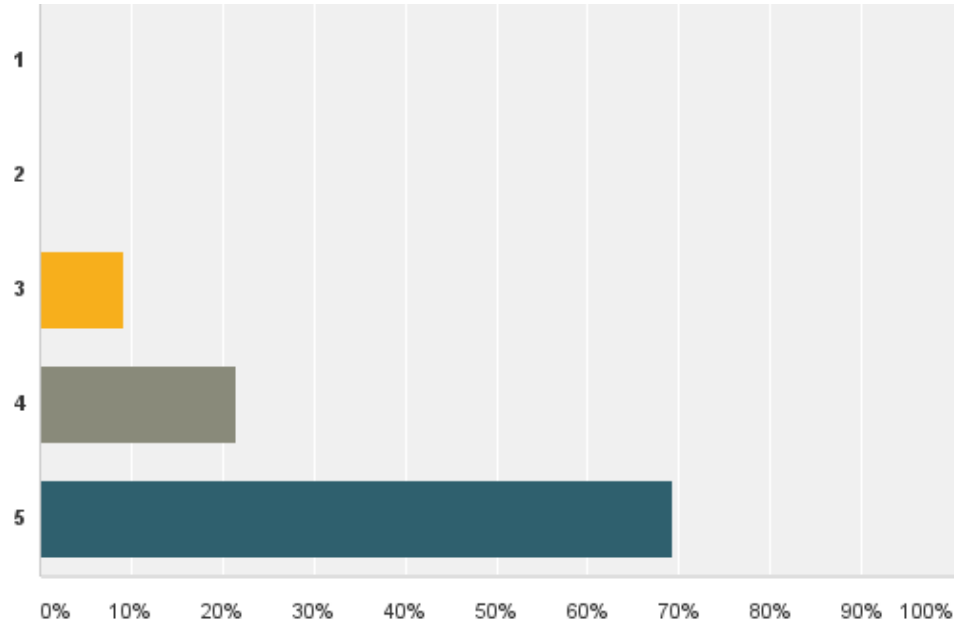
Answered: 98 Skipped: 1

Answer Choices	Responses
1	0.00% 0
2	0.00% 0
3	11.22% 11
4	33.67% 33
5	55.10% 54
Total	98

Average: 4.44

Q3: Staff support for equipment problems

Answered: 98 Skipped: 1



Q3: Staff support for equipment problems

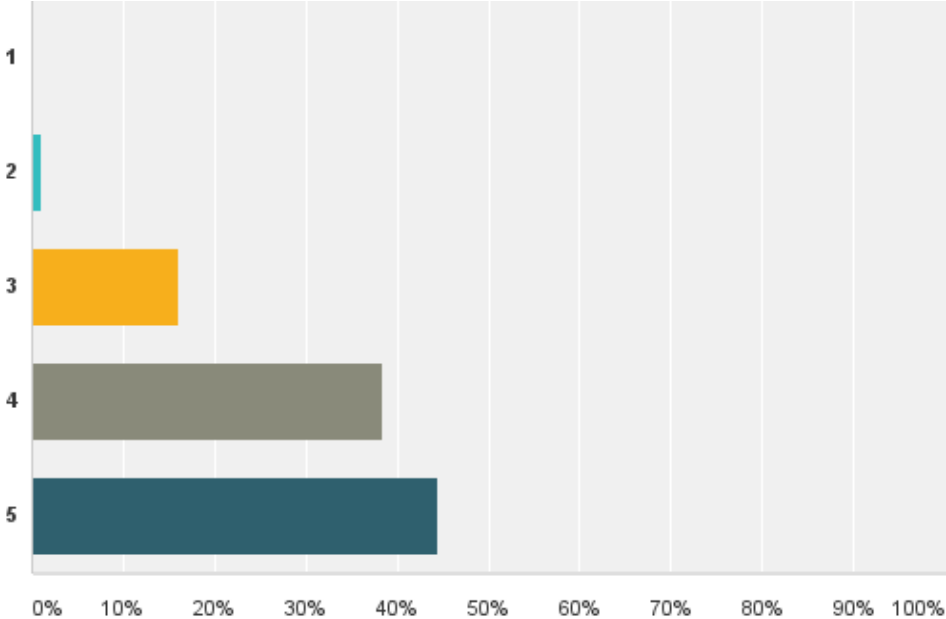
Answered: 98 Skipped: 1

Answer Choices	Responses
1	0.00% 0
2	0.00% 0
3	9.18% 9
4	21.43% 21
5	69.39% 68
Total	98

Average: 4.60

Q4: Staff training on equipment – including scheduling

Answered: 99 Skipped: 0



Q4: Staff training on equipment – including scheduling

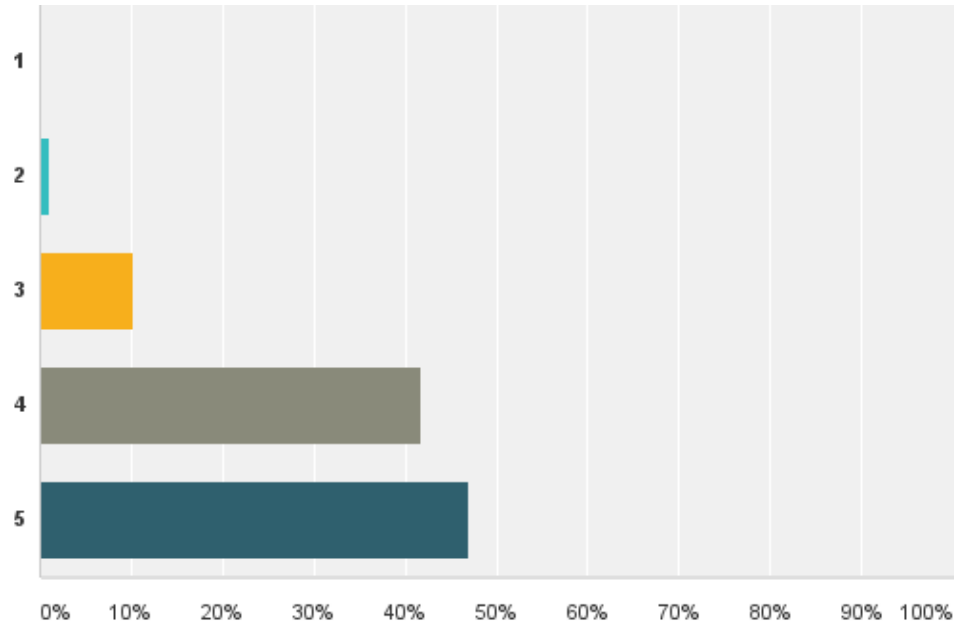
Answered: 99 Skipped: 0

Answer Choices	Responses
1	0.00% 0
2	1.01% 1
3	16.16% 16
4	38.38% 38
5	44.44% 44
Total	99

Average: 4.26

Q5: Up-time of equipment

Answered: 98 Skipped: 1



Q5: Up-time of equipment

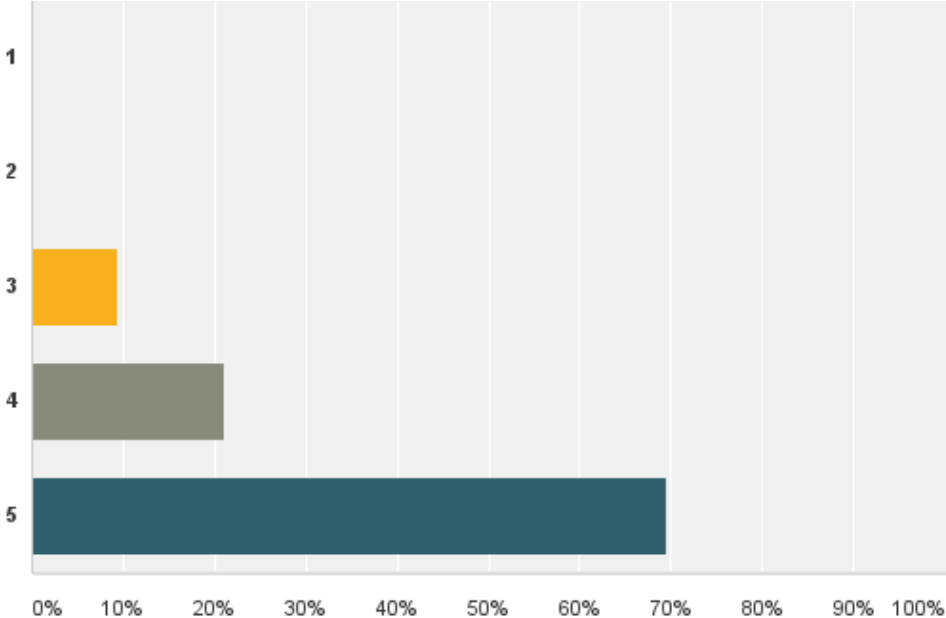
Answered: 98 Skipped: 1

Answer Choices	Responses
1	0.00% 0
2	1.02% 1
3	10.20% 10
4	41.84% 41
5	46.94% 46
Total	98

Average: 4.35

Q6: Notification of tool and laboratory issues

Answered: 95 Skipped: 4



Q6: Notification of tool and laboratory issues

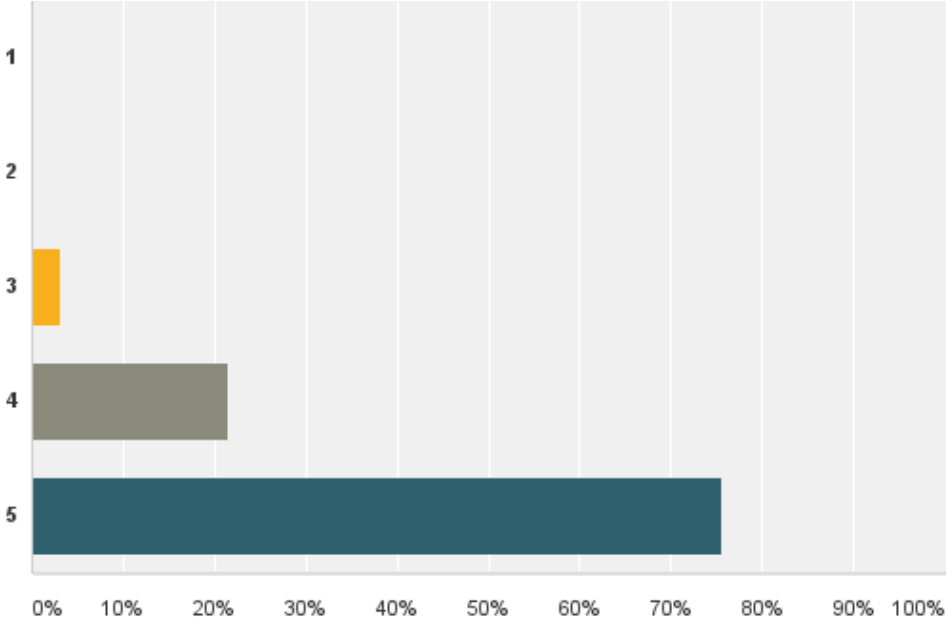
Answered: 95 Skipped: 4

Answer Choices	Responses
1	0.00% 0
2	0.00% 0
3	9.47% 9
4	21.05% 20
5	69.47% 66
Total	95

Average: 4.6

Q7: Staff courtesy

Answered: 98 Skipped: 1



Q7: Staff courtesy

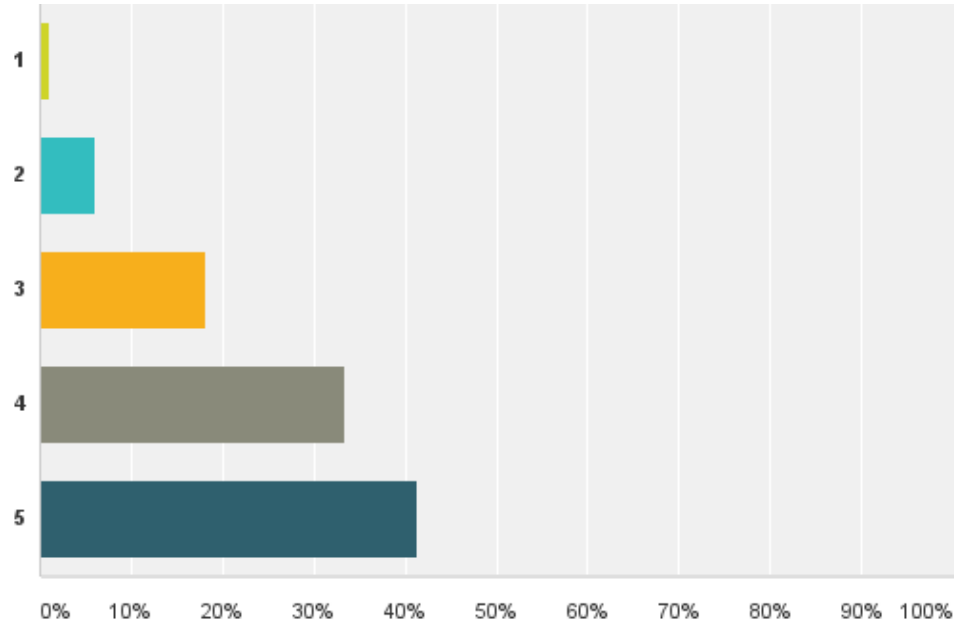
Answered: 98 Skipped: 1

Answer Choices	Responses
1	0.00% 0
2	0.00% 0
3	3.06% 3
4	21.43% 21
5	75.51% 74
Total	98

Average: 4.72

Q8: Lab cleanliness

Answered: 99 Skipped: 0



Q8: Lab cleanliness

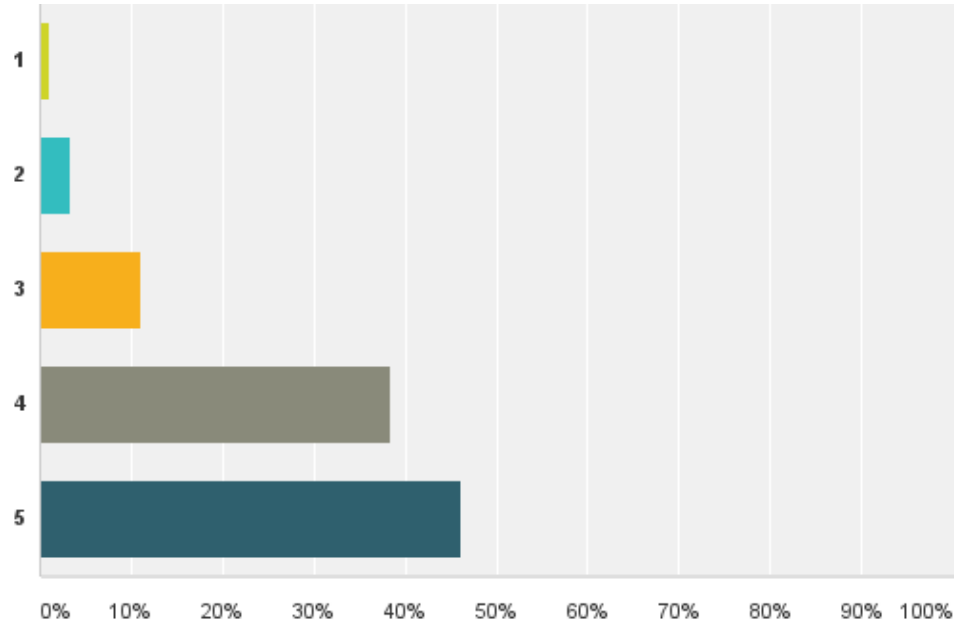
Answered: 99 Skipped: 0

Answer Choices	Responses
1	1.01% 1
2	6.06% 6
3	18.18% 18
4	33.33% 33
5	41.41% 41
Total	99

Average: 4.08

Q9: Off-hours support

Answered: 91 Skipped: 8



Q9: Off-hours support

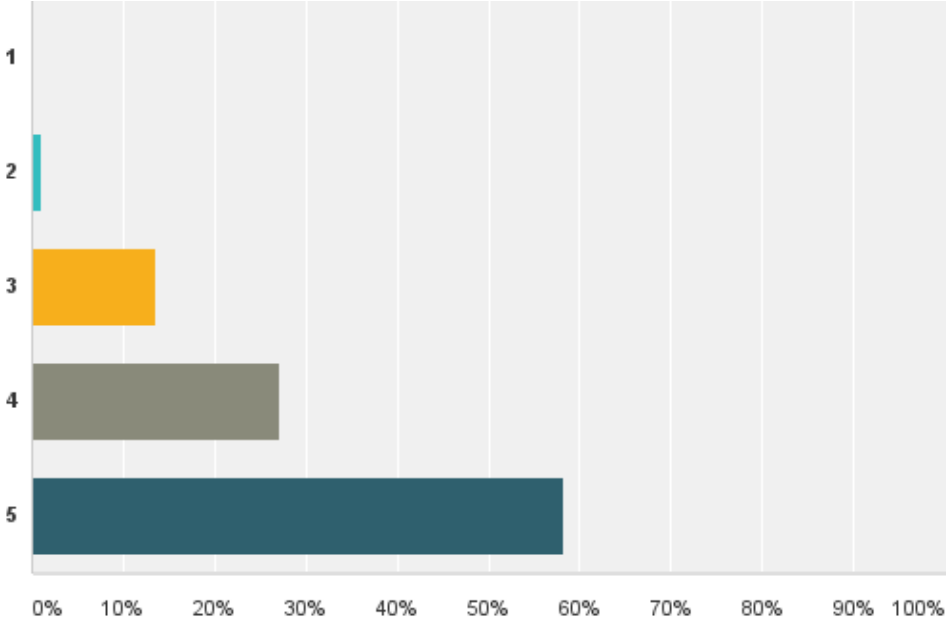
Answered: 91 Skipped: 8

Answer Choices	Responses	
1	1.10%	1
2	3.30%	3
3	10.99%	10
4	38.46%	35
5	46.15%	42
Total		91

Average: 4.25

Q10: Process assistance – problem assessment/remedy

Answered: 96 Skipped: 3



Q10: Process assistance – problem assessment/remedy

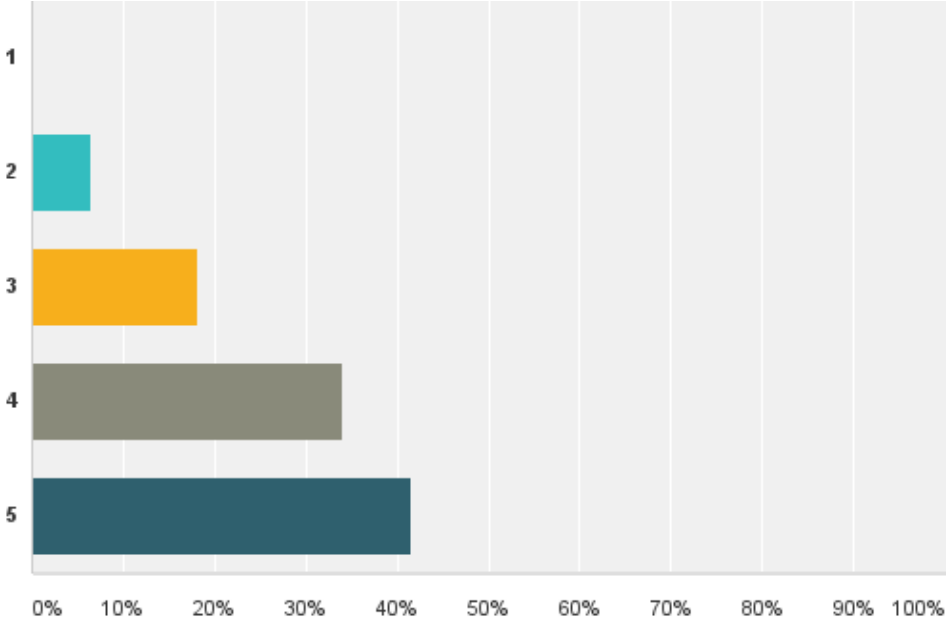
Answered: 96 Skipped: 3

Answer Choices	Responses
1	0.00% 0
2	1.04% 1
3	13.54% 13
4	27.08% 26
5	58.33% 56
Total	96

Average: 4.43

Q11: Process – recipe availability

Answered: 94 Skipped: 5



Q11: Process – recipe availability

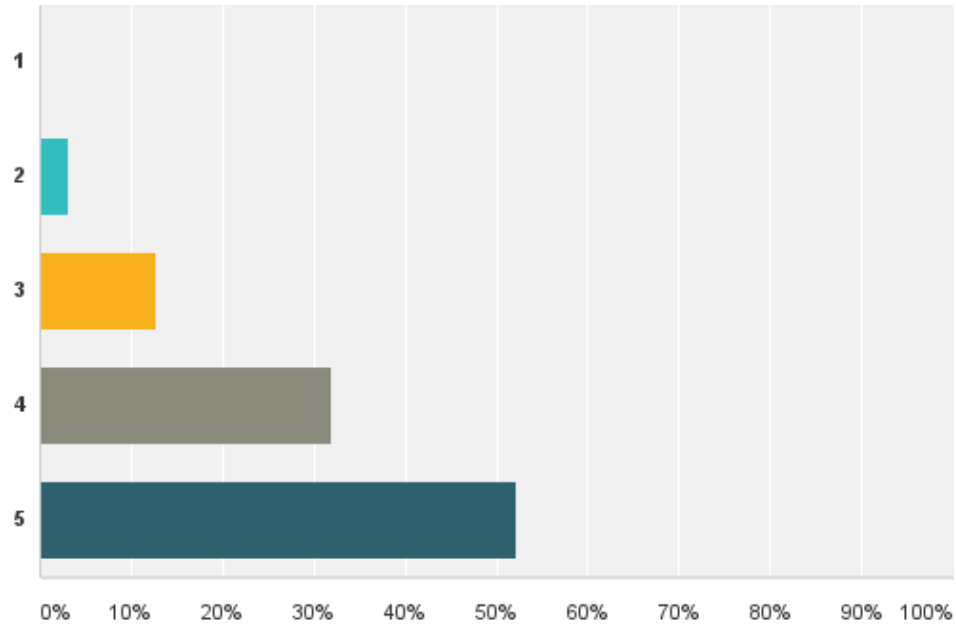
Answered: 94 Skipped: 5

Answer Choices	Responses
1	0.00% 0
2	6.38% 6
3	18.09% 17
4	34.04% 32
5	41.49% 39
Total	94

Average: 4.11

Q12: Process consultation – new processes

Answered: 94 Skipped: 5



Q12: Process consultation – new processes

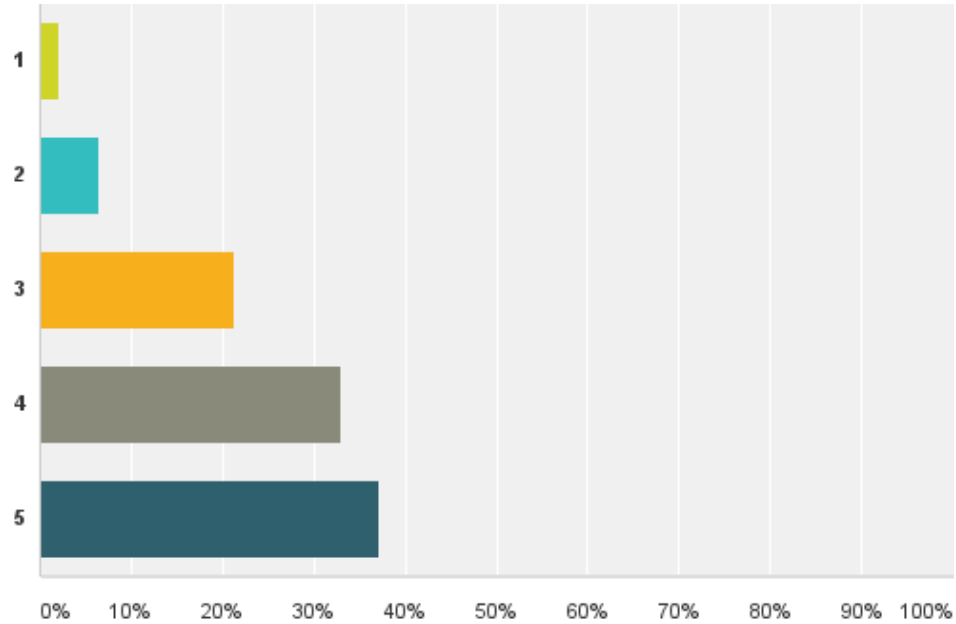
Answered: 94 Skipped: 5

Answer Choices	Responses
1	0.00% 0
2	3.19% 3
3	12.77% 12
4	31.91% 30
5	52.13% 49
Total	94

Average: 4.33

Q13: Process control on tools

Answered: 94 Skipped: 5



Q13: Process control on tools

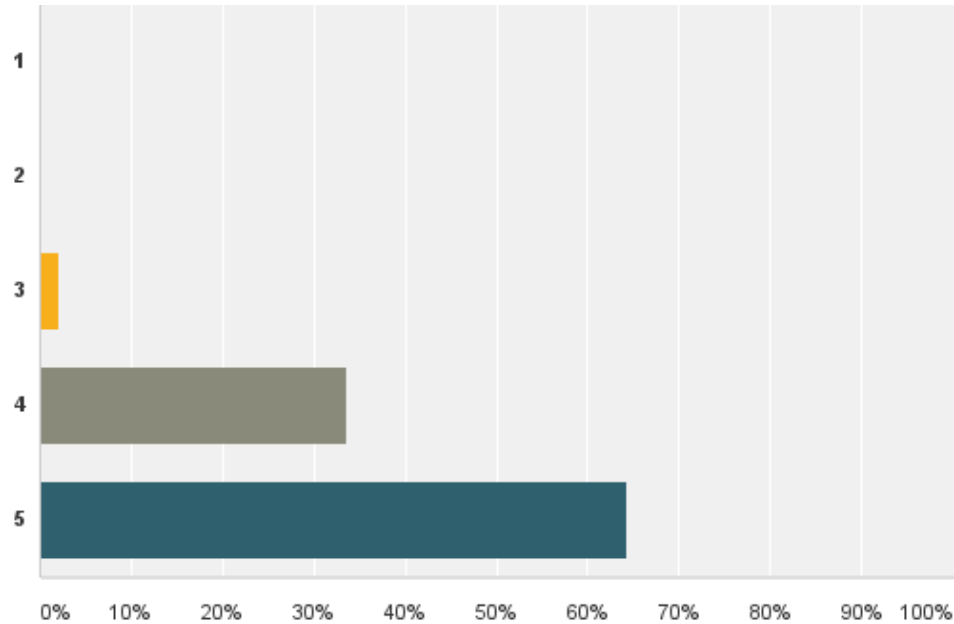
Answered: 94 Skipped: 5

Answer Choices	Responses
1	2.13% 2
2	6.38% 6
3	21.28% 20
4	32.98% 31
5	37.23% 35
Total	94

Average: 3.97

Q16: What is your overall view of the facility? 1=poor, 3=adequate, 5=excellent

Answered: 98 Skipped: 1



Q16: What is your overall view of the facility? 1=poor, 3=adequate, 5=excellent

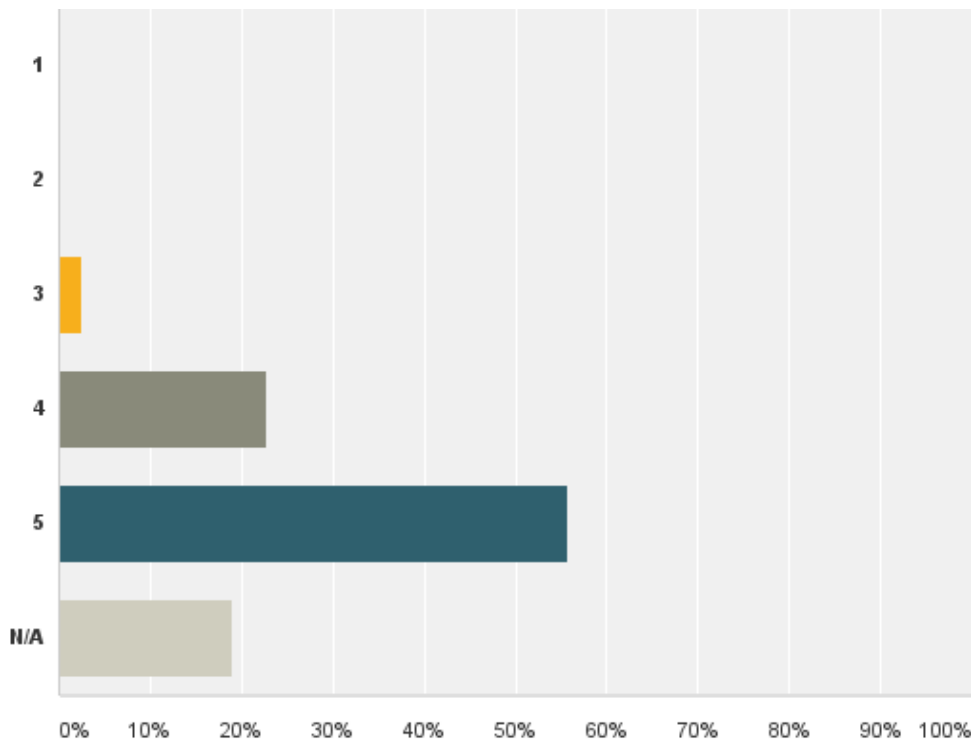
Answered: 98 Skipped: 1

Answer Choices	Responses
1	0.00% 0
2	0.00% 0
3	2.04% 2
4	33.67% 33
5	64.29% 63
Total	98

Average: 4.62

Q17: Please rate the UCSB facility compared to the best other multi-user facility you have worked at: 1=significantly worse, 3=similar, 5=much better

Answered: 79 Skipped: 20



Q17: Please rate the UCSB facility compared to the best other multi-user facility you have worked at: 1=significantly worse, 3=similar, 5=much better

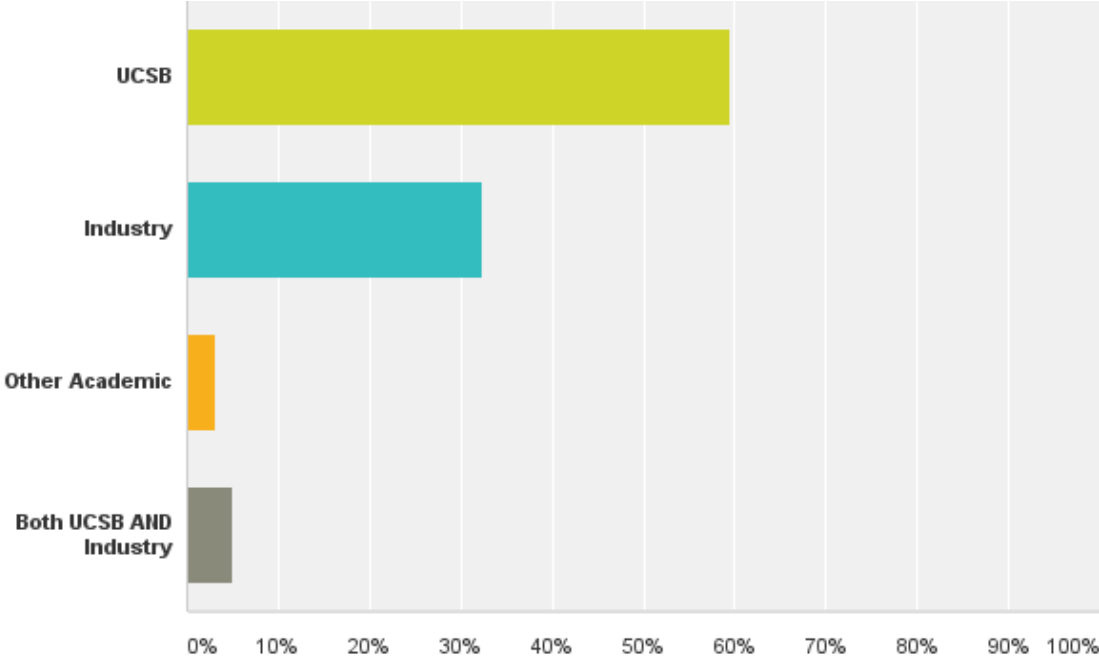
Answered: 79 Skipped: 20

Answer Choices	Responses
1	0.00% 0
2	0.00% 0
3	2.53% 2
4	22.78% 18
5	55.70% 44
N/A	18.99% 15
Total	79

Average: 4.66

Q18: Please select one to represent your affiliation:

Answered: 99 Skipped: 0



Q18: Please select one to represent your affiliation:

Answered: 99 Skipped: 0

Answer Choices	Responses
UCSB	59.60% 59
Industry	32.32% 32
Other Academic	3.03% 3
Both UCSB AND Industry	5.05% 5
Total	99